

# MANISCOPIC


## ■ MT 732





- Lifting height : 6.90 m
- Capacity : 3200 kg
- Maximum forward reach : 4.16 m
- Torque convertor
- 4 wheel steer - 4 wheel drive


 **MANITOU**


# MT 732


 **Lifting capacity** .....3200 kg  
at 500 mm from forks heels.  
Tipping load  
at maximum reach : .....1620 kg  
Tear out force with bucket  
to ISO 8313.....8400 daN


 **Lifting height** : .....6.90 m  
**Times** : unladen / loaded (in s)  
Lifting .....6.7/7.3  
Lowering .....5/4.7  
Simultaneous extension.....6.3/6.8  
Simultaneous retraction .....3.3/3  
Time unladen (in s)  
Crowd .....2.8  
Dump .....2.3


 **Tyres**  
400/80 - 24 156 A8 TL

 **Forks** (mm)  
Length.....1200  
Width x thickness.....125 X 45  
Maximum distance between forks.....1040  
Carriage rotation.....126°


 **Oil immersed multidisc brakes on both axles.**

 **Perkins Engine**  
Type .....1104D-44T  
Capacity.....4 cyl. 4400 cm3  
Power at 2200 rpm : .....70 kW/95 HP  
(ISO/TR 14396)  
Maximum torque : .....392 Nm at 1400 rpm  
Direct injection  
water cooling

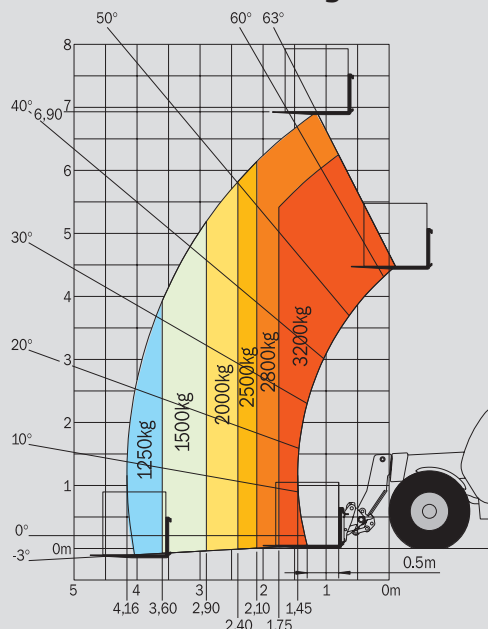
 **Transmission**.....Torque Convertor  
Electro - Hydraulic reversing shift  
4 speeds forward and reverse  
Maximum travel speed.....25 km/h

 **Hydraulics**  
Lifting/tilting pump  
gear type: .....240 bars/105 l/mn  
Flow divider with priority to steering and brakes.

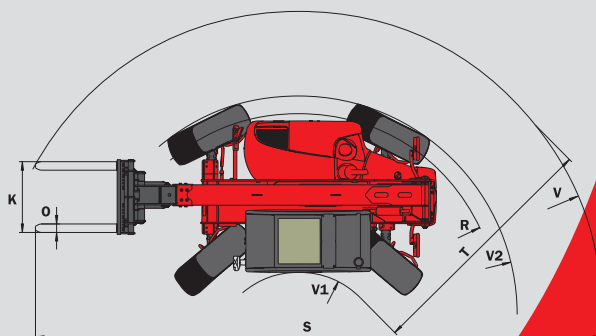
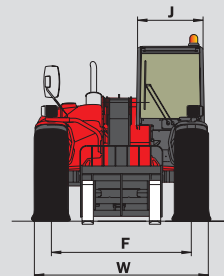
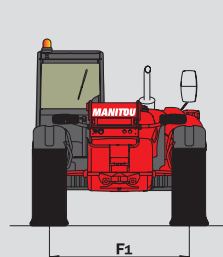
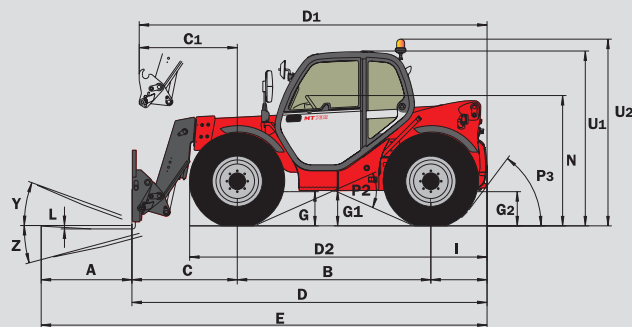
 **Capacities**  
Cooling system .....18.5 l.  
Engine oil.....10.5 l.  
Hydraulic oil .....125 l.  
Transmission oil .....15.5 l.  
Fuel tank .....120 l.

 **Weight unladen** (with forks) .....7250 kg  
**Overall width** .....2.26 m  
**Overall height** .....2.30 m  
**Turning radius** (outside wheels) .....3.67 m  
**Up to carriage length** .....4.77 m  
**Ground clearance** .....0.44 m  
**Drawbar pull**.....8400 daN

## Reach at maximum height : 1.15 m



Under EN 1459 annexe B



A	1200
B	2560
C	1444
C1	1537
D	4767
D1	4860
D2	3908
E	5967
F	1846
F1	1846
G	455
G1	440
G2	440
I	763
J	865
K	1040
L	45
N	1690
O	125
P2	47.5°
P3	53°
R	3460
S	7591
T	3555
U1	2300
U2	2550
V	4805
V1	1250
V2	3668
W	2261
Y	12°
Z	114°

mm

This publication in no way constitutes an offer and the company reserves the right to alter specification without prior notice. The MANITOU models presented in this brochure can be supplied complete with optional equipment attachments.



KEY-TEC BVBA  
Papdijk 16a  
B-9180 Moerbeke-Waas  
T: +32 (0) 9 326 00 99  
F: +32 (0) 9 326 00 88

contact@key-tec.be  
www.key-tec.be

MANITOU BF SA  
B.P. 249 - 44158 Ancenis Cedex - France  
Tel. : 33 2 40 09 10 11 / Export Department Fax : 33 2 40 09 10 97  
www.manitou.com

700019EN-C - 02/08

