

Industrial
trucks

ME 315 ac
ME 316 ac
ME 318 ac
ME 320 ac



 **MANITOU**

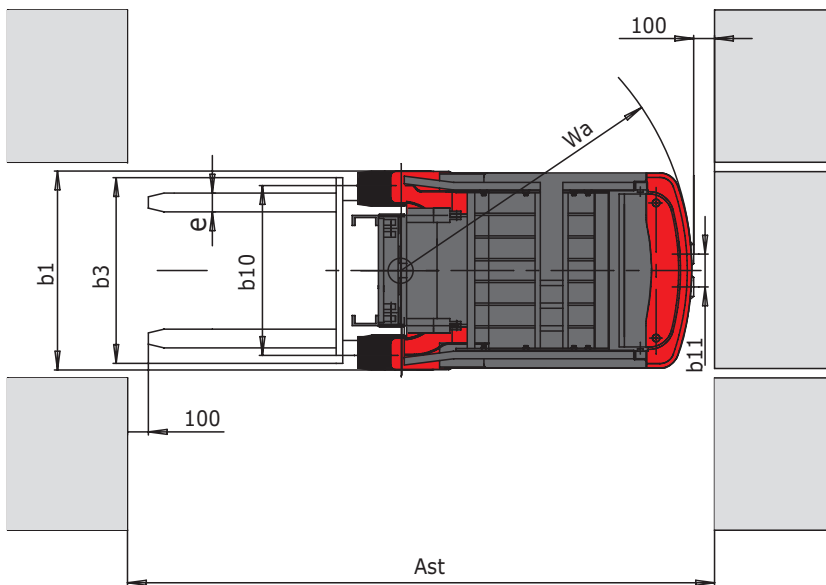
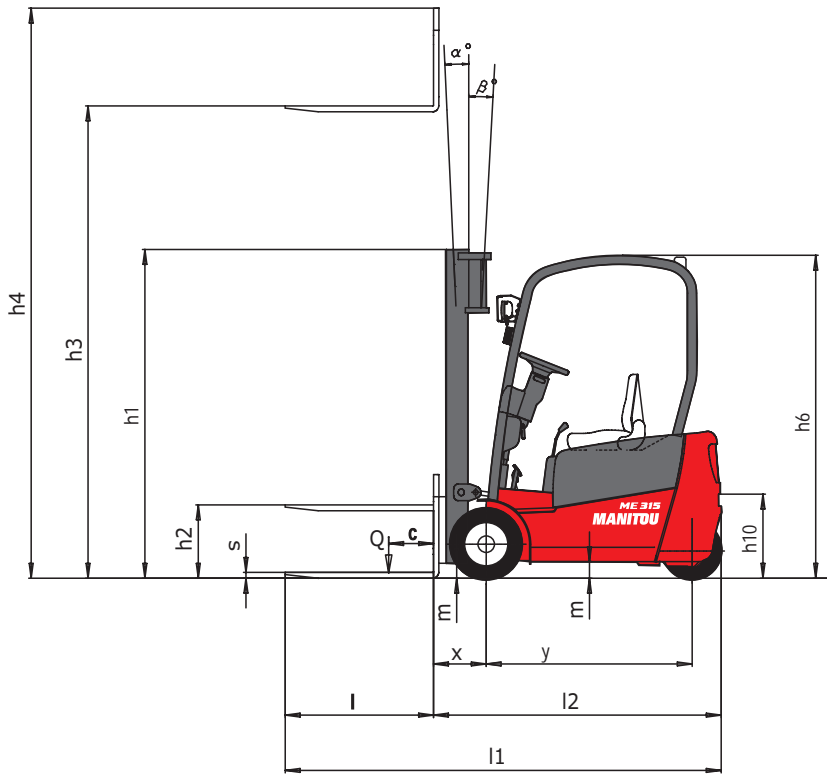
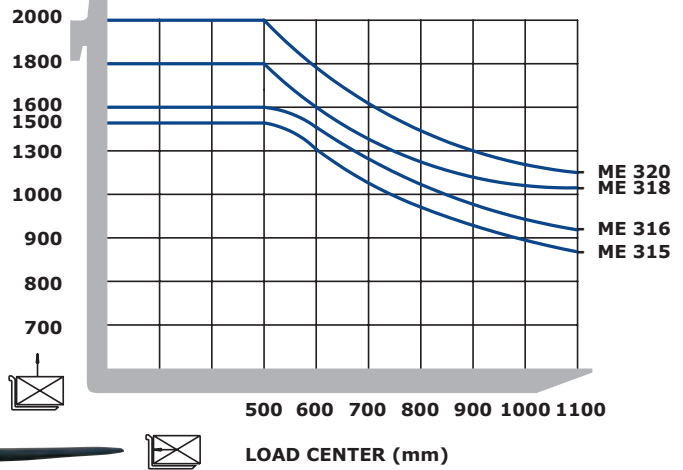
TECHNICAL SPECIFICATION



Description	1.1	Manufacturer
	1.2	Type of model
	1.3	Power source: battery, diesel, petrol, LPG, mains
	1.4	Driving position: manual, walking alongside, standing, seated
	1.5	Nominal load / Load on forks (basic capacity)
	1.6	Centre of gravity of the load Visibly safer
	1.8	Distance from the load-bearing surface to centre of front axle
	1.9	Wheelbase
	Weight	2.1
2.2		Front axle load laden
2.2.1		Rear axle load laden
2.3		Front axle load unladen
2.3.1		Rear axle load unladen
Running carriage	3.1	Tyre equipment: bandage(V), superelastic(SE), pneumatic(L)
	3.2	Size of front wheels
	3.3	Size of rear wheels
	3.5	Number of front wheels (x = drive wheel)
	3.5.1	Number of rear wheels (x = drive wheel)
	3.6	Front wheel gauge (middle of wheels)
	3.7	Rear wheel gauge (middle of wheels)
Dimensions	4.1	Tilt of mast forwards
	4.1.1	Tilt of mast backwards
	4.2	Height mast lowered
	4.3	Normal free lift
	4.4	Height of lift
	4.5	Height mast extended
	4.7	Height of driver protection (cab)
	4.12	Height of towing bar
	4.19	Overall length
	4.20	Length at fork heels
	4.21	Total width (overall)
	4.22	Section of fork arms
	4.22.1	Width of fork arms
	4.22.2	Length of fork arms
	4.23	Fork carriage to DIN 15173 A/B
	4.24	Width of fork carriage
	4.31	Ground clearance of mast
	4.32	Ground clearance at centre of wheel-base
	4.33	Width of aisle for pallet 1000x1200 crossways
	4.34	Width of aisle for pallet 800x1200 lengthways
4.35	Turning radius	
4.36	Inner turning radius	
Performance	5.1	Speed of travel laden
	5.1.1	Speed of travel unladen
	5.2	Speed of raise laden
	5.2.1	Speed of raise unladen
	5.3	Speed of lowering laden
	5.3.1	Speed of lowering unladen
	5.5	Nominal towing power laden
	5.5.1	Nominal towing power unladen
	5.7	Slope laden
	5.7.1	Slope unladen
	5.9	Acceleration time laden
5.9.1	Acceleration time unladen	
5.10	Service brake	
Engine	6.1	Drive motor, hourly capacity
	6.2	Lifting motor, capacity at 20% duty factor
	6.4	Battery voltage
Miscell.	8.1	Speed control
	8.2	Hydraulic pressure to serve accessories
	8.3	Oil flow for accessories

	MANITOU	MANITOU	MANITOU	MANITOU
	ME 315	ME 316	ME 318	ME 320
(V/Ah)	Battery	Battery	Battery	Battery
	Seated	Seated	Seated	Seated
Q (t)	1,5	1,6	1,8	2
c (mm)	500	500	500	500
x (mm)	355	355	355	355
y (mm)	1250	1358	1358	1465
kg	3060	3110	3170	3565
kg	3980	4180	4420	4865
kg	500	530	550	700
kg	1415	1470	1500	1690
kg	1570	1640	1670	1875
	SE	SE	SE	SE
" or mm	18 x 7 - 8	18 x 7 - 8	18 x 7 - 8	200/50-10
" or mm	15 x 4,5 - 8	15 x 4,5 - 8	15 x 4,5 - 8	15 x 4,5 - 8
	2x	2x	2x	2x
	2 twin	2 twin	2 twin	2 twin
b10 (mm)	902	902	902	902
b11 (mm)	175	175	175	175
α [°]	6,5	6,5	6,5	6,5
β [°]	6,5	6,5	6,5	6,5
h1 (mm)	2145	2145	2145	2145
h2 (mm)	145	145	145	145
h3 (mm)	3300	3300	3300	3300
h4 (mm)	4245	4245	4245	4245
h6 (mm)	1998	1998	1998	1998
h10 (mm)	450	450	450	450
l1 (mm)	2692	2800	2800	2912
l2 (mm)	1792	1900	1900	2012
b1 (mm)	1060	1060	1060	1060
s (mm)	40	40	40	40
e (mm)	100	100	100	100
l (mm)	900	900	900	900
	FEM 2A	FEM 2A	FEM 2A	FEM 2A
b3 (mm)	1025 (+30)	1025 (+30)	1025 (+30)	1025 (+30)
m1 (mm)	108	108	108	108
m2 (mm)	90	90	90	90
Ast (mm)	3161	3271	3271	3380
Ast (mm)	3260	3370	3370	3480
Wa (mm)	1440	1550	1550	1658
b13 (mm)	0	0	0	0
km/h	14	14	14	13
km/h	14	14	14	13
m/s	0,29	0,28	0,27	0,25
m/s	0,44	0,44	0,43	0,40
m/s	0,31	0,32	0,33	0,33
m/s	0,50	-	-	-
N	1290	-	-	-
N	830	-	-	-
%	20	20	18	15
%	20	20	20	18
s	-	-	-	-
s	-	-	-	-
	oil-bath disc	oil-bath disc	oil-bath disc	oil-bath disc
kW	2 x 4,6	2 x 4,6	2 x 4,6	2 x 4,6
kW	8,2	8,2	8,2	9,6
V / Ah	48 / 440	48 / 550	48 / 550	48 / 660
	electronic	electronic	electronic	electronic
bar	145	145	145	145
l / min	65	65	65	65

FORK LOAD CAPACITY
CAPACITY (kg)



MAST SPECIFICATION



1,5 T 1,6 T 1,8 T 2 T	Lifting mast	Height of free lift	Height of mast when...			Tilt angle		Capacity at maximum height (kg) LC 500 mm			
			lowered H1	extended with backrest H4	extended without backrest H4	F	R	1,5 T	1,6 T	1,8 T	2 T
Duplex total visibility	3300	145	2145	4245	-	6,5°	6,5°	1500	1600	1800	2000
	3600	145	2295	4545	-	6,5°	6,5°	1500	1600	1800	2000
	4000	145	2545	4945	-	3,5°	5°	1500	1600	1800	2000
Triplex free lift	4300	1100	2010	5245	4905	3,5°	5°	1400	1500	1700	1900
	5000	1340	2240	5945	5605	3,5°	5°	1150	1250	1450	1500
	5500	1500	2410	6445	6105	3,5°	5°	1050	1150	1200	1300
	6000	1670	2625	6945	6625	3,5°	5°	950	1050	1100	1200

MANITOU Industry

A comprehensive offering at your service



MANILEC

A comprehensive range of warehousing equipment



3-wheel and 4-wheel electric-powered range

1.5T to 3T lift trucks



Engine powered range

1.5T to 7T lift trucks



The specifications contained herein shall not bind the manufacturer and are subject to change without notice. The equipment described in this brochure can be standard, optional or unavailable, depending on the versions. For more details, contact your MANITOU dealer.

MANITOU BF SA
B.P. 249 - 44158 Ancenis Cedex - France
Tel. : 33 2 40 09 10 11 / Export Department Fax : 33 2 40 09 10 97
www.manitou.com

700360EN-B - 09/08

